

Active Assailant (Shooter) – Protocol 136

Limited Use License

By using these materials you (the “User”) agree to the following terms and conditions. The User is granted a non-transferable, non-exclusive, revocable, limited use license to use the following materials for emergency dispatching purposes as is. The User understands that it is solely responsible and liable for its use and reliance on the materials. The User may only use the most current version of these materials as regularly issued by the International/National Academies of Emergency Dispatch (the “IAED”). The User understands it is solely responsible for ensuring it is using the most current version. The User acknowledges and understands that the IAED is the sole and exclusive owner of the copyrights and other intellectual property rights associated with these materials. These materials are protected by United States and International copyright laws and treaties. All rights reserved. The User may not alter or modify the materials in any way and agrees to use them as is. The User may not use these materials commercially or for any monetary gain. The materials may not be incorporated into any third party products, computers, or CADs. The User understands and agrees that this Protocol may not cover all situations that might possibly present themselves during the course of an ACTIVE ASSAILANT (SHOOTER) incident. In no event shall the IAED (and its affiliates) be liable for damages of any kind associated with the use of or reliance on these materials. There is no requirement to use this Protocol. The decision to implement the Protocol is at the sole discretion of the User agency. Rights not expressly granted to the User are reserved by the IAED.

International Academies of Emergency Dispatch HiRISC Policy

The International Academies of Emergency Dispatch considers any situation necessitating the provision of these instructions to be an extremely High Risk-Inherent Situation Case (HiRISC), and believes that the trained Emergency Dispatcher (certified EMD, EFD, EPD) or their agency, making a good-faith attempt to provide these instructions, should not be held responsible for any bad outcomes. This should not be considered a legal interpretation, but a strong official opinion of the Council of Standards and the Board of Trustees of the IAED.

136 ACTIVE ASSAILANT (SHOOTER)

KEY QUESTIONS

1. ¿Qué **tipo de armas** están involucradas? _____
 - a. **(Gun)** ¿Cuántos tiros fueron **disparados**?
 - b. **(Gun)** ¿Cuándo fue la **última vez** que **escuchó** disparos?
2. ¿Cuántos sospechosos están involucrados?
3. ¿Dónde está el sospechoso ahora?
 - a. **(Suspect left/leaving/circulating)** ¿Cómo se fue?
 - i. **(Vehicle)** Obtain the **vehicle description**. _____
 - ii. ¿En qué **dirección** iba?
 - b. Obtain the **suspect's description**. _____
4. ¿Puede **evacuar/abandonar** el edificio/la zona de manera segura?

Yes _____

No or Unknown _____
5. **(LOCKDOWN)** ¿Dónde **exactamente** está usted?
 - a. ¿Cuál es la **mejor manera** de **llegar** a usted?
 - b. ¿Cuántas personas están **con usted**?
6. ¿Cuántas personas están **en el edificio/la zona**?
7. ¿Aparenta el sospechoso llevar puesto un **chaleco antibalas** o una **armadura protectora**?
8. ¿Vió al sospechoso **cargando alguna cosa**?
 - a. **(Yes)** **Describámelo**.
9. ¿Escuchó al sospechoso **decir algo**?
 - a. **(Yes)** ¿Qué dijo?
10. **(Suspect on scene)** ¿Llegó él/ella en un **vehículo**?
 - a. **(Yes)** Obtain the **vehicle description**. _____
 - b. **(Yes)** ¿Dónde está el **vehículo** ahora?
11. ¿Ha **tomado** algún **rehen** el sospechoso?
 - a. **(Yes)** ¿Cuántos hay?
 - b. **(Yes)** ¿Exactamente **dónde** está(n)?
12. ¿Cuántas personas están **lesionadas**? **+**
13. ¿Hay **algo más** que pueda **decirme**?



S-1

S-2



POST-DISPATCH INSTRUCTIONS



(Evacuation)

- a. Si el **agresor** (atacante) **se va**, dígamelo **inmediatamente**.
- b. **No se ponga** en (más) **peligro**.

(LOCKDOWN)

- c. Si el **agresor** (atacante) está **cerca**, permanezca en **silencio** y manténgase **fuera de vista**.

* Do computer check.

* Follow **department policy** regarding the **notification** of department administration, specialty units (SWAT), and bordering agencies.

DLS * Link to **X-1** unless:

Stay on the Line		X-2
Urgent Disconnect		X-3
Safety Disconnect		X-4
Evacuation		S-1
LOCKDOWN		S-2

LEVELS # DETERMINANT DESCRIPTORS **+** **C E G K M O** CODES

E


1 ACTIVE ASSAILANT (SHOOTER)


136-E-1


136 ACTIVE ASSAILANT (SHOOTER)

DESCRIPTION ESSENTIALS

-  **Weapons**
- Arma (pistola, rifle, escopeta)
 - Cuchillo (largo, corto)
 - Palo o porra (bate, llantas de hierro)
 - Otro (vidrio, botella, vehículo)
 - Explosivo (bomba)

-  **Person(s)** (armed suspects first)
- **Raza**
 - **Sexo**
 - **Ropa**
 - **Edad** (fecha de nacimiento)
 - **Comportamiento** (tranquilo, emotivo, ebrio)
 - Nombre/Relación
 - Dirección/Número de teléfono
 - Compleción/Estatura/Peso
 - Color/longitud/estilo de cabello
 - Otras características identificables (vello facial, acento, tatuajes, perforaciones)
 - Color de ojos
 - Compleción
 - Sombrero
 - Zapatos
 - Joyería

-  **Vehicle**
- **Color**
 - Año
 - Marca/Modelo
 - **Estilo de carrocería**
 - Información adicional (pintura, daños)
 - Licencia (permiso, matrícula)
 - Estado/Provincia

-  **Boat** (Vessel)
- **Tamaño**
 - Color
 - Nombre
 - Número de matrícula
 - **Tipo** (motor interior, fuera borda, de navegación, carreras, pontón, bote)

➔ Determinant Suffixes

The suffix codes help to delineate the specific type of weapon:

- C** = Club
- E** = Explosive
- G** = Gun
- K** = Knife
- M** = Multiple weapon types
- O** = Other

ACTIVE ASSAILANT (SHOOTER)

An **armed** person who has used **any type of weapon** to inflict **deadly physical force** on others and **continues** to do so while having **unrestricted access** to additional victims.

LOCKDOWN

A response utilized by schools, businesses, or individuals that **secures people** in a facility or room to **minimize their exposure** to an **ACTIVE ASSAILANT (SHOOTER)**.

Rules

1. **ASSAULT** situations in which a suspect **does not have unrestricted access** to additional victims should be **handled on Protocol 106**.
2. **Evacuating**, if **safe** to do so, is the **best action** callers can take to **save lives**. However, if this is **not possible**, instructions for callers to go into a **LOCKDOWN** are **critical**.
3. **Hostage situations** developing in the course of an **ACTIVE ASSAILANT (SHOOTER)** scenario should be **handled on Protocol 136**.

Axioms

1. Individuals who are found by an **ACTIVE ASSAILANT (SHOOTER)** and **cannot get away** should be **mentally prepared to fight for their lives** by using weapons, throwing objects, acting aggressively, and yelling.
2. **Most victims** of the Columbine High School massacre were found **in the library** where students were **unable** to evacuate or go into a **LOCKDOWN**.
3. The term "**active shooter**" is a phrase coined by law enforcement to describe **armed assailants who use deadly force** on individuals while having **unrestricted access** to additional victims. These assailants **commonly use firearms**, hence the term "active shooter"; however, **any weapon could be used**.

NTOA Statement

NTOA (National Tactical Officers Association) **cautions against** a change in police response **based solely on a time delay** of when shots were reportedly last heard. This time delay, by itself, **does not negate the need for an immediate response**. The perpetrator may be using, or preparing to use, other weapons (knives, IEDs, etc.), or her/his shots may not be audible. If the threat's location is not known, officers should begin searching or rescue wounded victims. Officers should transition to a hostage/barricade situation, if necessary, based only on the totality of circumstances.

1 Evacuation	Academy Policy	Rules
<p>Salga del edificio/la zona incluso si otras personas deciden no seguirlo. Ayude a otros a escapar, si es posible.</p> <p>Tome una ruta de evacuación alejada del sospechoso. Mientras escapa adverta a otros sobre la situación. No intente mover a personas heridas.</p> <p>No corra hacia los oficiales, mantenga sus manos visibles en todo momento y obedezca todas sus órdenes.</p> <p>Actualice a la policía con la descripción y la ubicación del sospechoso.</p> <ul style="list-style-type: none"> • ¿Puede llevar el teléfono con usted? <div style="background-color: #d9ead3; padding: 2px; display: inline-block;">Yes → Return to sequence</div> <p>(No) Llámenos de nuevo desde un lugar seguro, si es posible.</p> <p style="text-align: right;">End</p>	<p>These instructions were developed with the assistance of the National Tactical Officers Association (NTOA).</p> <p>The National Academy of EPD considers situations necessitating the provision of these instructions to be an extremely High Risk-Inherent Situation Case (HiRISC), and believes that the trained EPD (or their agency), making a good-faith attempt to provide these instructions, should not be held responsible for any bad outcomes. This should not be considered a legal interpretation, but a strong official opinion of the Council of Standards and Board of Trustees of the NAEPD.</p>	<ol style="list-style-type: none"> 1. ASSAULT situations in which a suspect does not have unrestricted access to additional victims are not ACTIVE ASSAILANT (SHOOTER) incidents. 2. ACTIVE ASSAILANT (SHOOTER) situations change rapidly, so the EPD must consider and provide the most appropriate advice items in this protocol to assist the caller. 3. At some point, phone contact with the caller may be lost. Pre-Arrival Instructions need to be given early to prepare the caller as much as possible to escape or defend themselves.
<p>2 LOCKDOWN</p> <p>Reúna a las personas que están a su alrededor y diríjense a la habitación más cercana que tenga puerta con cierre de seguridad. No abandone su ubicación actual si piensa que el sospechoso puede verlo o encontrarlo.</p> <p>Una vez que esté adentro, cierre con seguro y bloquee la puerta con objetos pesados.</p> <p>Evite ser visto. Si puede, apague las luces y cierre las cortinas o persianas para cubrir cualquier ventana.</p> <p>Siéntese o acuéstese en el suelo cerca de la pared con la puerta y evite hacer cualquier ruido.</p> <p>No le responda ni le abra la puerta a nadie.</p> <p>Si lo encuentran y no puede escaparse, sea agresivo y esté listo para luchar por su vida utilizando cualquier cosa como arma. Lance objetos, grite y continúe defendiéndose.</p> <p style="text-align: right;">Return to sequence</p>		